

ENVIRONMENTAL PRODUCT DECLARATION

in accordance with ISO 14025, ISO 21930 and EN 15804

Owner of the declaration:	Leca International
Program operator:	The Norwegian EPD Foundation
Publisher:	The Norwegian EPD Foundation
Declaration number:	NEPD-2249-1030-EN
Registration number:	NA
ECO Platform reference number:	NA
Issue date:	15.06.2020
Valid to:	15.06.2025

Leca® Letklinker 10-20; Hinge - Kings Lynn+ 50 miles

Leca International



www.epd-norge.no



General information

Product:

Leca® Letklinker 10-20; Hinge - Kings Lynn+ 50 miles

Program operator:

The Norwegian EPD Foundation
Pb. 5250 Majorstuen, 0303 Oslo
Phone: +47 23 08 80 00
e-mail: post@epd-norge.no

Declaration number:

NEPD-2249-1030-EN

ECO Platform reference number:

This declaration is based on Product Category Rules:

CEN Standard EN 15804:2012+A1:2013 serves as core PCR
NPCR 012:2018 Part B for Thermal insulation products

Statement of liability:

The owner of the declaration shall be liable for the underlying information and evidence. EPD Norway shall not be liable with respect to manufacturer information, life cycle assessment data and evidences.

Declared unit:

1 m3 Leca® Letklinker 10-20; Hinge - Kings Lynn+ 50 miles

Declared unit with option:

A1,A2,A3,A4

Functional unit:

General information on verification of EPD from EPD tools:

Independent verification of data, other environmental information and the declaration according to ISO 14025:2010, § 8.1.3 and § 8.1.4. Individual third party verification of each EPD is not required when the EPD tool is i) integrated into the company's environmental management system, ii) the procedures for use of the EPD tool are approved by EPDNorway, and iii) the process is reviewed annually. See Appendix G of EPD-Norway's General Programme Instructions for further information on EPD tools.

Verification of EPD tool:

Independent third party verification of the EPD tool, background data and test-EPD in accordance with EPDNorway's procedures and guidelines for verification and approval of EPD tools.

Anne Rønning, Norsus AS

(no signature required)

Owner of the declaration:

Leca International
Contact person: Tone Storbråten
Phone: +47 41 43 71 00
e-mail: info@leca.no

Manufacturer:

Leca International
Årnesvegen 1, 2009 Nordby
Norway

Place of production:

Leca International
Årnesvegen 1, 2009 Nordby
Norway

Management system:

ISO 14001 ISO 9001

Organisation no:

918 799 141

Issue date:

15.06.2020

Valid to:

15.06.2025

Year of study:

2018

Comparability:

EPD of construction products may not be comparable if they not comply with EN 15804 and seen in a building context.

Development and verification of EPD:

The declaration has been developed and verified using EPD tool lca.tools ver EPD2020.11, developed by LCA.no AS. The EPD tool is integrated into the company's environmental management system, and has been approved by EPD-Norway

Developer of EPD:

Tone Storbråten

Reviewer of company-specific input data and EPD:

Jan Szanser

Approved:

Sign



Håkon Hauan, CEO EPD-Norge

Product

Product description:

The EPD describes results for production of lightweight expanded clay aggregate, labelled Leca® letklinker, Leca® 10-20, from the factory in Hinge, Denmark.

Lightweight expanded clay aggregate is a granular ceramic material made from natural clay (see process description below). The main characteristic of expanded clay is low density combined with high strength.

Leca® letklinker is used in lightweight blocks and slabs, insulation fill, water treatment, lightweight fillings and geotechnical fills for thermal and sound insulation purposes. Thus Leca® letklinker is typically hidden in buildings or cast into concrete.

The density of Leca® 10-20 is 0.245 tonnes per m³. The thermal conductivity is 0.095 W/mK.

Further information or explanatory material may be obtained by contacting Leca Danmark A/S.

Product specification

The water content of the Leca® letklinker is 0% when the Leca® letklinker is produced at Leca Danmark A/S in Hinge. The storage conditions can change the water content of the Leca® letklinker up to 25%.

Different waste are recovered in the production process both as fuels as clay additives. See additional Tech info.

Leca® 10-20 is produced by using nearby clay and transported by using a conveyer belt to the factory.

Negligible amounts of packaging material is used for raw materials and auxiliaries received at Leca Danmark A/S so the potential environmental impacts from packaging is not included. Furthermore the final product Leca® letklinker is sold in bulk, so no packaging is used.

Materials	%
Clay	93 %
Waste/bio raw materials	7%
Lime	< 0,5 %

Technical data:

TECHNICAL DATA

PARAMETER - TEST METHOD
VALUE UNIT GRADING²

Loose bulk density - EN 1097-3

0,67 ton/m³ ... 0-2

0,28 ton/m³ ... 2-4

0,29 ton/m³ ... 4-10

0,24 ton/m³ ... 10-20

Particle density - EN 1097-6 Annex C & E

1,210 kg/m³ ... 0-2

..500 kg/m³ ... 2-4

..560 kg/m³ ... 4-10

..400 kg/m³ ... 10-20

Compressibility and confined compressive strength - EN 13055-1 Annex A

..N/A³ MPa ... 0-2

..N/A³ MPa ... 2-4

1.06 MPa ... 4-10

0.75 MPa ... 10-20

Thermal conductivity - EN 12667

N/A(4) W/mK... 0-2

0,095 W/mK ... 2-4

0,095 W/mK ... 4-10

0,095 W/mK ... 10-20

Reaction to fire - A1 All gradings

² The grading is tested according to EN 933-1

³ Compressibility and confined compressive strength are not determined for gradings 0-2 and 2-4

(4) Thermal conductivity are not determined for grading 0-2

Market:

Denmark

Reference service life, product

Not relevant

Reference service life, building

Not relevant

LCA: Calculation rules

Declared unit:

1 m³ Leca® Letklinker 10-20; Hinge - Kings Lynn+ 50 miles

Cut-off criteria:

All major raw materials and all the essential energy is included. The production processes for raw materials and energy flows with very small amounts (less than 1%) are not included. These cut-off criteria do not apply for hazardous materials and substances.

Data quality:

Specific data for the product composition are provided by the manufacturer. They represent the production of the declared product and were collected for EPD development in the year of study. Background data is based on registered EPDs according to EN 15804, Ostfold Research databases, ecoinvent and other LCA databases. The data quality of the raw materials in A1 is presented in the table below.

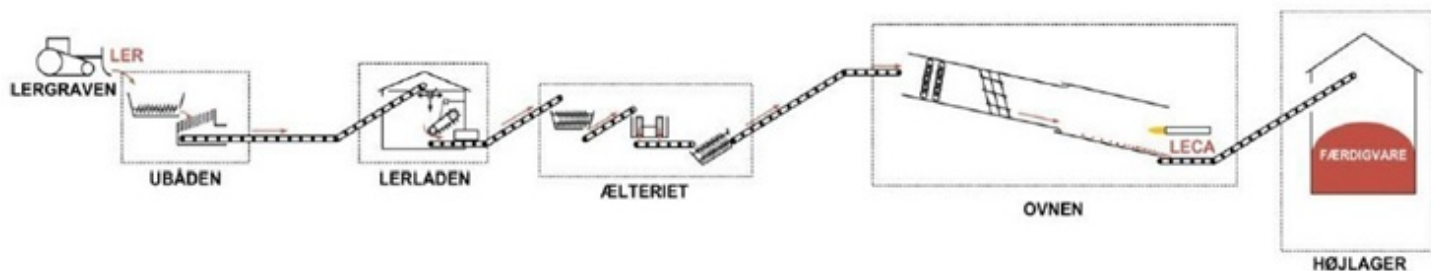
Materials	Source	Data quality	Year
Dolomite	ecoinvent 3.4	Database	2017
Clay	Specific data	Database	2018
Waste products	LCA.no	Database	2019

Allocation:

The allocation is made in accordance with the provisions of EN 15804. Incoming energy and water and waste production in-house is allocated equally among all products through mass allocation. Effects of primary production of recycled materials is allocated to the main product in which the material was used. The recycling process and transportation of the material is allocated to this analysis.

System boundary:

The system boundary of the EPD follows the modular structure in line with EN 15804. This section describes the modules which are contained within the scope of this study. As the scope of the assessment is up to the point at which the lightweight clay aggregate is manufactured modules A1- A4 have been considered in this LCA



Additional technical information:

Clay is excavated and transported through a stone separator from the clay pit to the clay storage. In the pretreatment plant the clay and additives are mixed and transported to the kiln. The clay mix is dried in the first part of the kiln.

To promote circular economy, Leca A/S uses various resources as clay additives. Additives are typically waste fractions for example various sludge's substituting heavy fuel oil, mill scale as well as waste granulated mineral wool.

In the second part of the kiln the clay mix is expanded and burned at 1,150 °C. The expanded clay is cooled and stored until it is crushed and sorted into saleable fractions.

Expanded clay is delivered in bulk.

Leca Danmark A/S uses various resources as fuels. Fuel is waste solvents from medical industry, waste coal from aluminium industry, and other waste biofuels such as grinded wood, substituting fossil fuels. Besides these waste types, coal and natural gas is also needed as fuel.

LCA: Scenarios and additional technical information

The following information describe the scenarios in the different modules of the EPD.

Transport from production place to user (A4)

Type	Capacity utilisation (incl. return) %	Type of vehicle	Distance km	Fuel/Energy consumption	Unit	Value (l/t)
Truck	55,0 %	Truck, lorry over 32 tonnes, EURO 6	96	0,022606	l/tkm	2,16
Railway					l/tkm	
Boat	50,0 %	Ship, bulk ship, 5000 DWT (3500-4000 tonne load)	1109	0,004604	l/tkm	5,11
Other Transportation					l/tkm	

Assembly (A5)

	Unit	Value
Auxiliary	kg	
Water consumption	m ³	
Electricity consumption	kWh	
Other energy carriers	MJ	
Material loss	kg	
Output materials for waste treatment	kg	
Dust in the air	kg	
VOC emissions	kg	

Use (B1)

	Unit	Value

Maintenance (B2)/Repair (B3)

	Unit	Value
Maintenance cycle*		
Auxiliary		
Other resources		
Water consumption	m ³	
Electricity consumption	kWh	
Other energy carriers	MJ	
Material loss	kg	
VOC emissions	kg	

Replacement (B4)/Refurbishment (B5)

	Unit	Value
Replacement cycle*		
Electricity consumption	kWh	
Replacement of worn parts		

* Described above if relevant

Operational energy (B6) and water consumption (B7)

	Unit	Value
Water consumption	m ³	
Electricity consumption	kWh	
Other energy carriers	MJ	
Power output of equipment	kW	

End of Life (C1, C2)

	Unit	Value
Hazardous waste disposed	kg	
Collected as mixed construction waste	kg	
Reuse	kg	
Recycling		
Energy recovery		
To landfill	kg	

Transport to waste processing (C2)

Type	Capacity utilisation (incl. return) %	Type of vehicle	Distance km	Fuel/Energy consumption	Unit	Value (l/t)
Truck					l/tkm	
Railway					l/tkm	
Boat					l/tkm	
Other Transportation					l/tkm	

Scenarios after A1-A4 are not included

LCA: Results

The LCA results are presented below for the declared unit defined on page 2 of the EPD document.

System boundaries (X=included, MND=module not declared, MNR=module not relevant)

Product stage				Construction installation stage	User stage							End of life stage				Beyond the system boundaries
Raw materials	Transport	Manufacturing	Transport	Assembly	Use	Maintenance	Repair	Replacement	Refurbishment	Operational energy use	Operational water use	De-construction demolition	Transport	Waste processing	Disposal	Reuse-Recovery-Recycling-potential
A1	A2	A3	A4	A5	B1	B2	B3	B4	B5	B6	B7	C1	C2	C3	C4	D
X	X	X	X	MND	MND	MND	MND	MND	MND	MND	MND	MND	MND	MND	MND	MND

Environmental impact

Parameter	Unit	A1	A2	A3	A4
GWP	kg CO ₂ -eq	2,57E-02	5,34E-02	9,64E+01	9,66E+00
ODP	kg CFC11 -eq	2,34E-09	1,01E-08	5,35E-07	1,76E-06
POCP	kg C ₂ H ₄ -eq	6,79E-06	8,09E-06	5,03E-02	5,57E-03
AP	kg SO ₂ -eq	1,72E-04	1,26E-04	1,07E+00	1,52E-01
EP	kg PO ₄ ³⁻ -eq	7,22E-05	1,65E-05	4,85E-02	1,98E-02
ADPM	kg Sb -eq	1,19E-06	1,66E-07	1,44E-06	5,97E-06
ADPE	MJ	2,76E-01	8,07E-01	8,75E+02	1,42E+02

GWP Global warming potential; ODP Depletion potential of the stratospheric ozone layer; POCP Formation potential of tropospheric photochemical oxidants; AP Acidification potential of land and water; EP Eutrophication potential; ADPM Abiotic depletion potential for non fossil resources; ADPE Abiotic depletion potential for fossil resources

Reading example: 9,0 E-03 = 9,0*10⁻³ = 0,009

*INA Indicator Not Assessed

Resource use

Parameter	Unit	A1	A2	A3	A4
RPEE	MJ	6,88E-02	1,19E-02	5,57E+01	1,10E+00
RPEM	MJ	0,00E+00	0,00E+00	0,00E+00	0,00E+00
TPE	MJ	6,88E-02	1,19E-02	5,57E+01	1,10E+00
NRPE	MJ	4,29E-01	8,26E-01	8,82E+02	1,44E+02
NRPM	MJ	0,00E+00	0,00E+00	0,00E+00	0,00E+00
TRPE	MJ	4,29E-01	8,26E-01	8,82E+02	1,44E+02
SM	kg	3,04E+01	0,00E+00	1,90E-01	0,00E+00
RSF	MJ	0,00E+00	0,00E+00	0,00E+00	0,00E+00
NRSF	MJ	0,00E+00	0,00E+00	2,08E+02	0,00E+00
W	m ³	1,47E-04	1,56E-04	8,10E-02	1,86E-02

RPEE Renewable primary energy resources used as energy carrier; RPEM Renewable primary energy resources used as raw materials; TPE Total use of renewable primary energy resources; NRPE Non renewable primary energy resources used as energy carrier; NRPM Non renewable primary energy resources used as materials; TRPE Total use of non renewable primary energy resources; SM Use of secondary materials; RSF Use of renewable secondary fuels; NRSF Use of non renewable secondary fuels; W Use of net fresh water

Reading example: 9,0 E-03 = $9,0 \cdot 10^{-3} = 0,009$

*INA Indicator Not Assessed

End of life - Waste

Parameter	Unit	A1	A2	A3	A4
HW	kg	5,00E-07	4,86E-07	8,22E-04	6,07E-05
NHW	kg	9,90E-03	4,42E-02	3,90E+01	3,34E+00
RW	kg	INA*	INA*	INA*	INA*

HW Hazardous waste disposed; NHW Non hazardous waste disposed; RW Radioactive waste disposed

Reading example: 9,0 E-03 = $9,0 \cdot 10^{-3} = 0,009$

*INA Indicator Not Assessed

End of life - Output flow

Parameter	Unit	A1	A2	A3	A4
CR	kg	0,00E+00	0,00E+00	0,00E+00	0,00E+00
MR	kg	0,00E+00	0,00E+00	2,05E-04	0,00E+00
MER	kg	0,00E+00	0,00E+00	0,00E+00	0,00E+00
EEE	MJ	INA*	INA*	INA*	INA*
ETE	MJ	INA*	INA*	INA*	INA*

CR Components for reuse; MR Materials for recycling; MER Materials for energy recovery; EEE Exported electric energy; ETE Exported thermal energy

Reading example: 9,0 E-03 = $9,0 \cdot 10^{-3} = 0,009$

*INA Indicator Not Assessed

Additional Norwegian requirements

Greenhouse gas emissions from the use of electricity in the manufacturing phase

National production mix from import, low voltage (production of transmission lines, in addition to direct emissions and losses in grid) of applied electricity for the manufacturing process (A3).

Electricity mix	Data source	Amount	Unit
Electricity, renewable electricity with Guarantee of Origin, DK (kWh)	Modified ecoinvent 3.6	16,90	g CO2-ekv/kWh

Dangerous substances

The product contains no substances given by the REACH Candidate list or the Norwegian priority list.

Indoor environment

Bibliography

ISO 14025:2010 Environmental labels and declarations - Type III environmental declarations - Principles and procedures.

ISO 14044:2006 Environmental management - Life cycle assessment - Requirements and guidelines.

EN 15804:2012+A1:2013 Environmental product declaration - Core rules for the product category of construction products.

ISO 21930:2017 Sustainability in buildings and civil engineering works - Core rules for environmental product declarations of construction products.

ecoinvent v3, Allocation, cut-off by classification, Swiss Centre of Life Cycle Inventories.




Iversen et al., (2018) eEPD v3.0 - Background information for EPD generator system. LCA.no report number 04.18.

Iversen et al., (2018) EPD generator for Leca - Background information for customer application, LCA.no report number 06.18

NPCR Part A: Construction products and services. Ver. 1.0. April 2017, EPD-Norge.

NPCR 012 Part B for Thermal insulation products. Ver. 2.0 June 2018, EPD-Norge

NPCR 012:2018 Part B for Thermal insulation products

	Program operator and publisher The Norwegian EPD Foundation Post Box 5250 Majorstuen, 0303 Oslo, Norway	Phone: +47 23 08 80 00 e-mail: post@epd-norge.no web: www.epd-norge.no
	Owner of the declaration Leca International Årnesvegen 1, 2009 Nordby	Phone: +47 41 43 71 00 e-mail: info@leca.no web: www.leca.no
	Author of the Life Cycle Assessment LCA.no AS Dokka 1C, 1671 Kråkerøy	Phone: +47 916 50 916 e-mail: post@lca.no web: www.lca.no
	Developer of EPD generator LCA.no AS Dokka 1C, 1671 Kråkerøy	Phone: +47 916 50 916 e-mail: post@lca.no web: www.lca.no